

Scaled data based on original data using
LM-79-08 Approved Method: Electrical and Photometric Measurements of Solid-
State Lighting Products

Test Report Prepared for
Cooper Lighting Solutions
(formerly Eaton)

Brand: STREETWORKS

Report Number: P526566

Luminaire Tested: **GLAN-SA1C-735-U-RW-GRSWH**

Issue Date: 5/27/2021

Test Information

Test Method: LM-79-08
Report Number: P526566
TEST IS SCALED FROM IESNA LM-79-08 TEST DATA (G3-2011-057-8)
Test Lab: INNOVATION CENTER
Issue Date: 5/27/2021
Manufacturer: COOPER LIGHTING SOLUTIONS (FORMERLY EATON)
Product Line: STREETWORKS
Catalog Number: GLAN-SA1C-735-U-RW-GRSWH
Description: GALLEON AREA AND ROADWAY LUMINAIRE
(1) 70 CRI, 3500K, 1050mA LIGHTSQUARE WITH 16 LEDS AND RECTANGULAR WIDE OPTICS WITH WHITE GLARE REDUCTION SHIELD
Light Source: -
Ballast/Driver: ELECTRONIC DRIVER

Summary

Lumens per Lamp: N/A
Luminaire Lumens: 5807 lumens
Efficiency: N/A
Efficacy: 101.9 lumens/watt
Luminous Opening: Rectangular (W 0.5' x L: 0.5' x H: 0')
IES Classification: Type V - Short
BUG Rating: B2 - U0 - G1

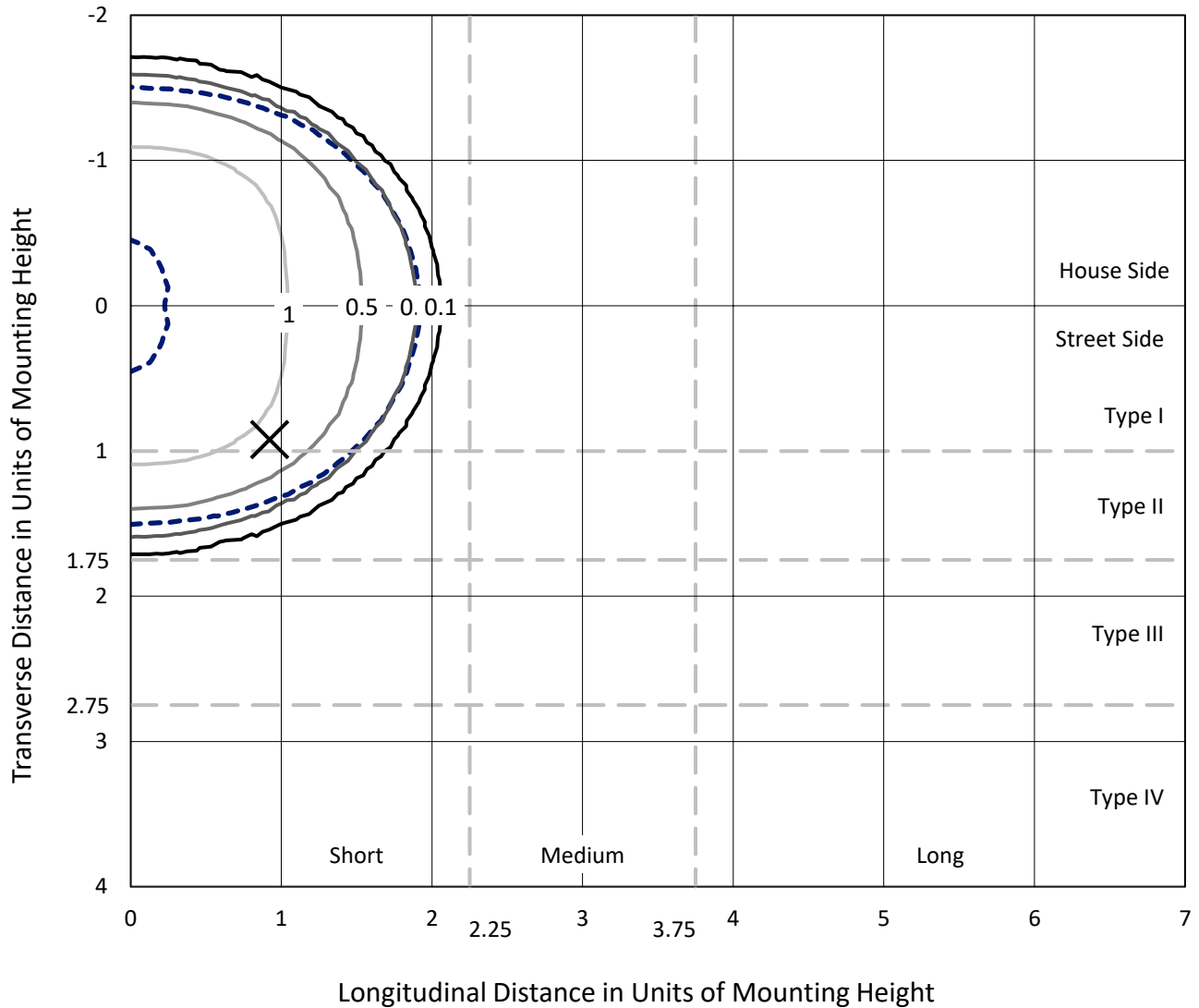
Input Watts (W): 57
Input Voltage (V): NR
Input Current (Ain): NR
Voltage Rise (V): NR
Power Factor: NR
Total Harmonic Distortion (THDi): NR
Frequency (hertz): 60
Stabilization Time: NR
Operation Time: NR
Ambient Temperature (°C): NR
Test Distance: 24 FT



REPORT NUMBER: P526566
 CATALOG NUMBER: GLAN-SA1C-735-U-RW-GRSWH

Iso-Footcandle Lines of Horizontal Illumination

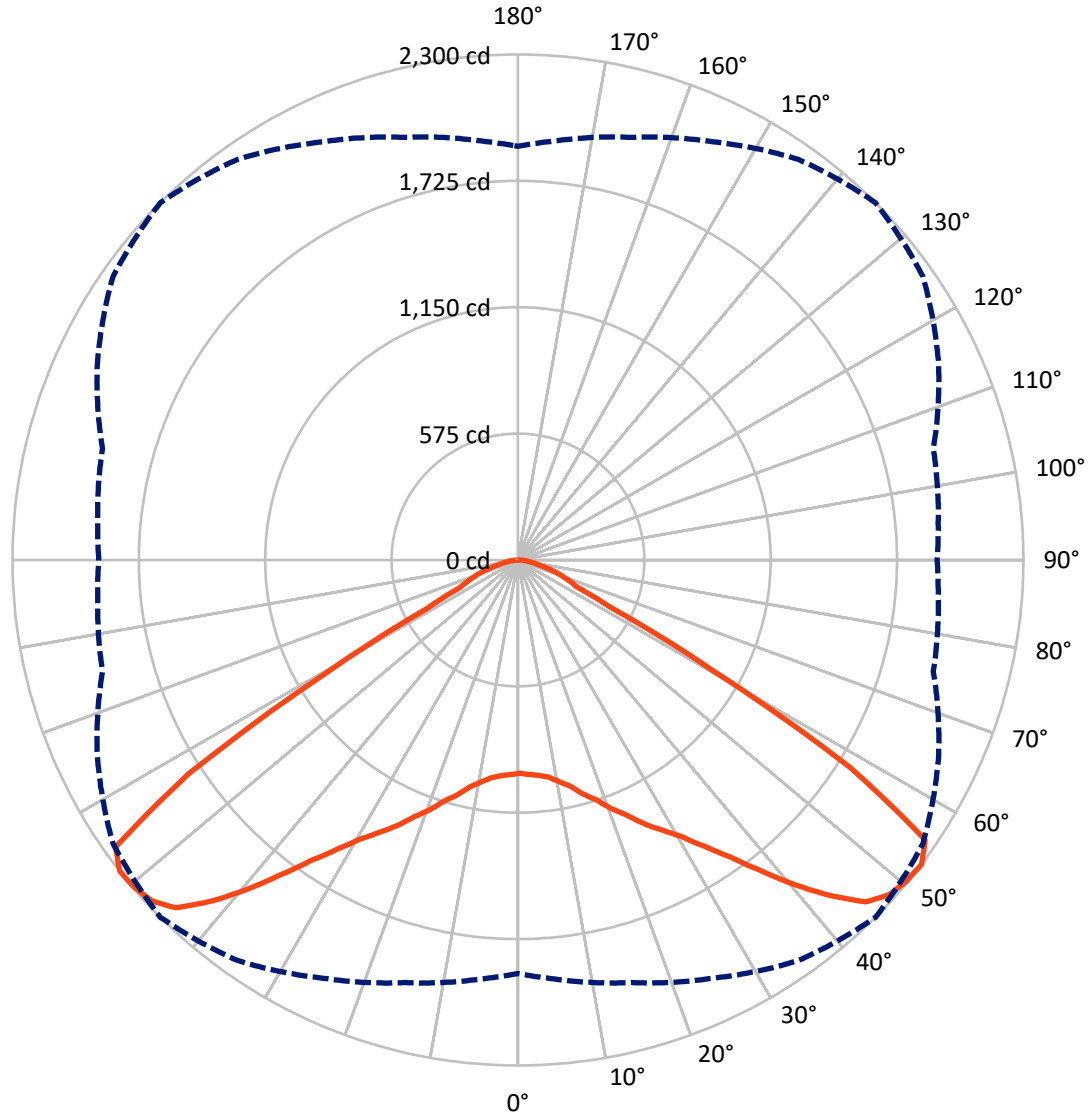
✕ Max cd
 - - - 1/2 Max cd



Based on 25 foot mounting height. Maximum calculated value = 1.7 fc
 Type V - Short - N/A

REPORT NUMBER: P526566
CATALOG NUMBER: GLAN-SA1C-735-U-RW-GRSWH

Luminous Intensity Polar Plot



— Vertical Plane Through 45-Deg Lateral - - - Horizontal Cone Through 52.5-Deg Vertical

REPORT NUMBER: P526566
 CATALOG NUMBER: GLAN-SA1C-735-U-RW-GRSWH

FLUX DISTRIBUTION:

		Downward	Upward	Total
House Side	Lumens	2903.5	0.0	2903.5
	% Fixture	50.0	0.0	50.0
Street Side	Lumens	2903.5	0.0	2903.5
	% Fixture	50.0	0.0	50.0
Total	Lumens	5807.0	0.0	5807.0
	% Fixture	100.0	0.0	100.0

ZONAL LUMENS:

Zone	Lumens	% Fixture
0°-10°	95.4	1.6
10°-20°	313.4	5.4
20°-30°	596.6	10.3
30°-40°	1024.5	17.6
40°-50°	1574.6	27.1
50°-60°	1599.0	27.5
60°-70°	445.6	7.7
70°-80°	131.4	2.3
80°-90°	26.5	0.5
90°-100°	0.0	0.0
100°-110°	0.0	0.0
110°-120°	0.0	0.0
120°-130°	0.0	0.0
130°-140°	0.0	0.0
140°-150°	0.0	0.0
150°-160°	0.0	0.0
160°-170°	0.0	0.0
170°-180°	0.0	0.0
0°-90°	5807.0	100.0
0°-180°	5807.0	100.0

Coefficient of Utilization

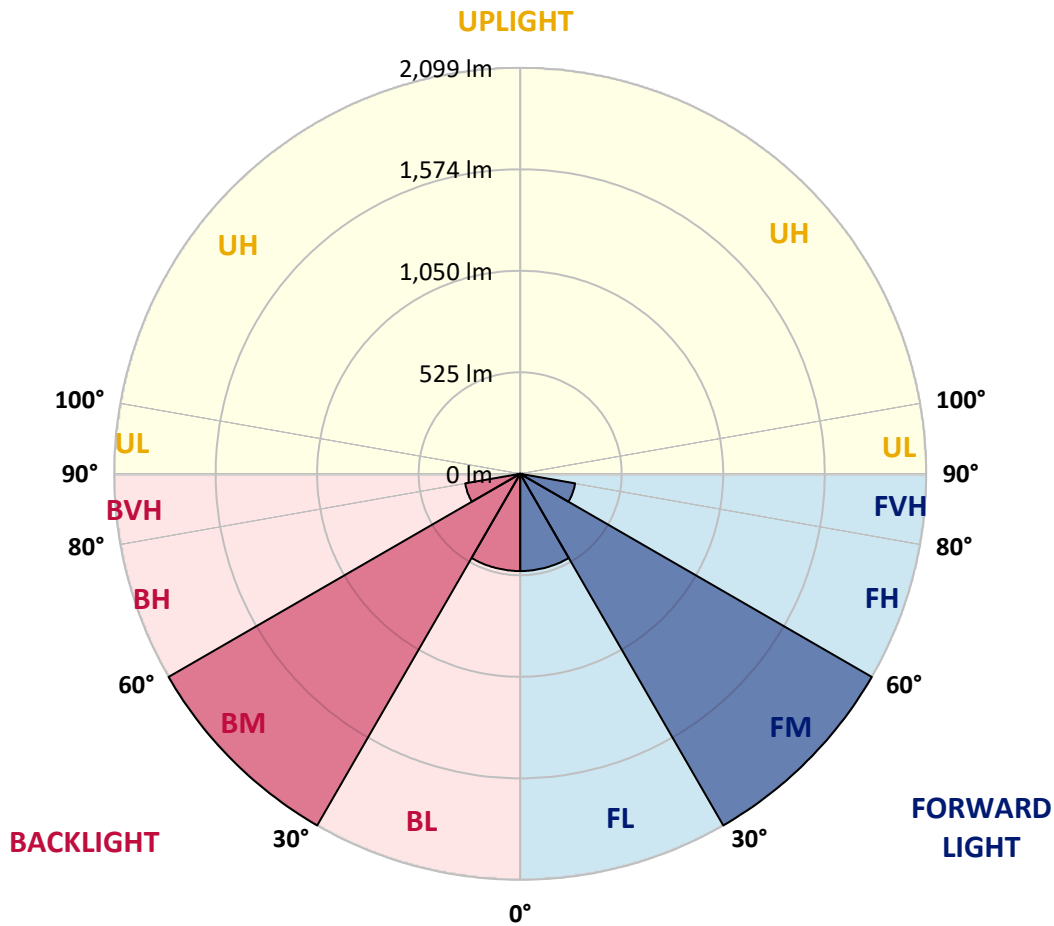


REPORT NUMBER: P526566
 CATALOG NUMBER: GLAN-SA1C-735-U-RW-GRSWH

LUMINAIRE CLASSIFICATION SYSTEM LUMEN TABLE AND BUG RATING:

Zone	Lumens	% Fixture	Zone Rating/Lumen Limit		
			B	U	G
FL (0°-30°)	502.7	8.7			
FM (30°-60°)	2099.0	36.1			
FH (60°-80°)	288.5	5.0			G0/660
FVH (80°-90°)	13.2	0.2			G1/100
BL (0°-30°)	502.7	8.7	B2/1000		
BM (30°-60°)	2099.0	36.1	B2/2500		
BH (60°-80°)	288.5	5.0	B1/500		G0/660
BVH (80°-90°)	13.2	0.2			G1/100
UL (90°-100°)	0.0	0.0		U0/0	
UH (100°-180°)	0.0	0.0		U0/0	

BUG Rating: B2-U0-G1
 Type V Short





REPORT NUMBER: P526566

CATALOG NUMBER: GLAN-SA1C-735-U-RW-GRSWH

CANDELA DISTRIBUTION (FULL):

	0°	5°	15°	25°	35°	45°	55°	65°	75°	85°	90°
0°	970.7	970.7	970.7	970.7	970.7	970.7	970.7	970.7	970.7	970.7	970.7
2.5°	972.9	962.8	966.4	968.6	977.9	977.2	975.0	977.9	980.8	981.5	980.1
5°	972.2	965.0	967.8	970.0	979.4	984.4	983.0	995.2	1003.9	1001.7	1012.5
7.5°	966.4	970.7	967.1	977.9	985.9	998.1	1011.1	1022.6	1033.4	1045.7	1047.8
10°	979.4	979.4	985.9	994.5	1015.4	1024.8	1043.5	1060.1	1081.0	1095.4	1089.6
12.5°	993.1	995.2	995.2	1017.6	1034.9	1055.8	1073.0	1095.4	1124.9	1142.2	1150.9
15°	1006.7	1008.2	1015.4	1045.7	1071.6	1104.8	1120.6	1140.8	1157.4	1189.8	1190.5
17.5°	1019.0	1026.9	1048.5	1082.4	1114.8	1146.6	1171.8	1192.7	1207.1	1220.1	1217.2
20°	1065.1	1070.9	1093.2	1127.1	1175.4	1206.4	1215.0	1218.6	1228.0	1253.9	1246.0
22.5°	1109.8	1112.0	1132.9	1184.7	1218.6	1259.7	1269.1	1266.9	1270.5	1277.0	1288.5
25°	1155.9	1159.5	1188.4	1232.3	1279.9	1328.9	1336.8	1320.2	1315.2	1322.4	1323.1
27.5°	1215.0	1215.7	1252.5	1290.7	1344.7	1390.9	1403.1	1390.1	1366.4	1372.1	1381.5
30°	1290.0	1284.9	1321.7	1376.4	1433.4	1459.3	1480.2	1473.7	1447.8	1442.7	1434.8
32.5°	1376.4	1377.9	1411.0	1470.8	1508.3	1551.6	1573.9	1563.1	1546.5	1537.9	1542.9
35°	1498.2	1504.7	1527.1	1576.8	1637.3	1658.9	1694.2	1671.2	1628.0	1638.8	1648.1
37.5°	1598.4	1617.1	1658.9	1718.0	1754.1	1793.7	1806.7	1775.7	1744.0	1731.0	1762.0
40°	1751.9	1746.1	1792.3	1851.4	1904.7	1944.3	1927.7	1896.8	1818.2	1818.9	1827.6
42.5°	1883.8	1886.7	1922.0	1992.6	2065.4	2089.9	2037.3	1961.6	1874.4	1865.0	1883.8
45°	1994.8	2006.3	2026.5	2120.9	2192.2	2218.9	2121.6	2032.2	1915.5	1876.6	1907.6
47.5°	2034.4	2053.1	2097.1	2183.6	2254.2	2275.8	2198.0	2069.7	1953.7	1890.3	1906.8
50°	2040.2	2033.7	2105.7	2185.0	2247.0	2293.8	2225.4	2097.1	1944.3	1911.2	1906.1
52.5°	1882.3	1914.0	1991.2	2100.0	2225.4	2300.3	2249.9	2112.2	1957.3	1919.8	1907.6
55°	1523.5	1486.0	1626.5	1809.6	2040.2	2248.4	2241.2	2120.2	1965.2	1934.2	1917.7
57.5°	850.4	861.2	940.4	1139.3	1437.0	1782.9	1992.6	2036.6	1961.6	1943.6	1952.2
60°	393.5	397.1	430.9	523.9	708.4	1011.1	1287.1	1567.4	1696.4	1722.4	1722.4
62.5°	293.3	291.9	300.5	317.1	356.0	464.8	620.5	843.2	1020.4	1144.4	1176.8
65°	265.2	264.5	268.8	274.6	277.5	292.6	327.2	395.6	453.3	486.4	480.7
67.5°	232.0	231.3	232.8	236.4	241.4	249.3	258.0	272.4	292.6	291.1	287.5
70°	187.4	187.4	189.5	192.4	198.2	207.5	217.6	227.7	245.0	248.6	247.9
72.5°	138.4	136.2	140.5	146.3	152.1	163.6	174.4	183.8	196.0	199.6	198.2
75°	87.9	89.4	92.2	98.7	108.8	116.7	128.3	136.2	144.1	147.0	147.7
77.5°	49.0	50.4	55.5	63.4	73.5	82.2	92.2	98.7	103.8	104.5	105.2
80°	29.5	30.3	35.3	42.5	51.2	60.5	68.5	74.9	79.3	77.1	76.4
82.5°	18.0	18.7	23.1	29.5	36.8	44.0	52.6	58.4	62.7	59.8	56.9
85°	9.4	10.1	13.7	18.0	23.8	27.4	27.4	24.5	23.8	22.3	21.6
87.5°	2.9	2.9	3.6	4.3	3.6	4.3	5.0	5.8	5.8	6.5	5.8
90°	0.0	0.0	0.0	0.0	0.0	0.0	0.0	0.0	0.0	0.0	0.0

(END OF REPORT)